

Heracleum III Endless

BERTJAN POT



Heracleum III Endless, by Bertjan Pot, is a perpetual blossom of new branches that multiplies by the meter. Starting out as an experiment and inspired by its namesake flower, Heracleum III Endless know no bounds. Every Heracleum III Endless can be connected to each other, to make a suspended lighting design that goes on forever. Heracleum III Endless is a design not possible with normal wires. It's powered by Electrosandwich, a technique of coating conductive layers invented by Marcel Wanders studio. Heracleum III Endless comes in four colours and is compatible with our Wireless Wall Switch: quick and easy dimming that gives you full control over the light output.

Detailing




Electrosandwich is a technique created by Marcel Wanders studio; a coating of conductive layers on the branches that creates a clean silhouette.


Colours




Copper



Heracleum
Green



Nickel



White

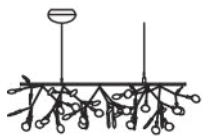
Heracleum III Endless

Dimensions

116 cm | 45.7"



57 cm | 22.4"



37 cm | 14.6"

Product

WIDTH 116cm | 45.7"

HEIGHT 37cm | 14.6"

DEPTH 57cm | 22.4"

Packaging

WIDTH 72cm | 28.3"

HEIGHT 53cm | 20.9"

CUBAGE 0.6m³ | 21.02ft³

LENGTH 156cm | 61.4"

WEIGHT 6.5kg | 14.33lbs

Technical CE / cULus

MATERIAL

Metal wire frame, polycarbonate lenses, ultra thin suspension wire

LIGHTSOURCE TYPE

LED

LIGHTSOURCE INCLUDED

Yes

NUMBER OF LIGHTSOURCES

45

INPUT VOLTAGE

120-250

FREQUENCY

50/60

MAX POWER CONSUMPTION

16W

LAMPHOLDER

LED (Solid state)

LIFETIME

50000 hours

CABLE COLOUR

Transparent with tinned cores

CABLE LENGTH

400cm | 157.5"; 1000cm | 393.7"

CANOPY

Pebble III in matching color

CHROM X

0.46

CHROM Y

0.4

COLOUR TEMPERATURE

2600 K

CRI

91

LIGHT OUTPUT

1180 lm

LIGHT DIRECTION

All directions

DIMMING & LIGHTING CONTROL

DALI dt6, Push / Pulse dim on Line Voltage, Wireless Wall Switch

See last page for more information about the dimming possibilities.

Dimming & Lighting Control

DALI dt6

The luminaire is dimmable by integrating it into a DALI network. This is an universal and professional standard in home automation systems with endless control possibilities and ease. We advise to hire a professional to integrate the luminaire into your DALI network.

Compatible models: Heracleum III Endless CCC, Heracleum III Endless CE, Heracleum III Endless cULus

Push / Pulse dim on Line Voltage

The luminaire is dimmable by using an external momentary switch or pushbutton switch. The switch is usually mounted on an existing wall socket. In some cases a Phase or Control wire needs to be added to your home's wiring. The switch should be suitable for use with line voltage and of the type 'normal off - momentary on'. The luminaire dims perfectly when the switch makes and holds contact. A short press switches between on and off.

Compatible models: Heracleum III Endless CCC, Heracleum III Endless CE, Heracleum III Endless cULus

Wireless Wall Switch

With our Wireless Wall Switch, you'll have full control over your Moooi lighting design with one touch. Our Wireless Wall Switch comprises two components, a wall switch and radio device to put in the canopy of your Moooi lighting design. The wall switch can be integrated in System 55 or Decora style wall switches. The Wireless Wall Switch communicates via Bluetooth with the radio device in the luminaires canopy. Within moments you can enjoy full and fluent dimming, all the way to dark.

Compatible models: Heracleum III Endless CCC, Heracleum III Endless CE, Heracleum III Endless cULus
